

Quick Start Guide

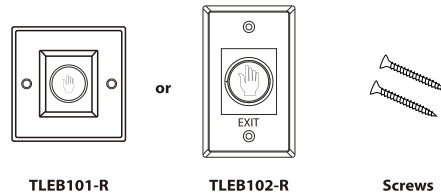
Touchless Exit Button TLEB101-R&TLEB102-R

Version: 1.0

1. Features & Application

1. Touchless exit button (Diffused detection).
2. Optical/Infrared technology.
3. IP55 ingress protection/SUS 304 stainless steel plate.
4. Health and safety risks mitigating.
5. Detection distance: 10 to 25 cm.
6. Application: Gate/Door/Exit/Automation.
7. High capacity of dry contact relay: 3A/AC120V, DC30V.
8. Two LED indicators representing two button states - standby or approached:
 - Button standby: Blue LED ON.
 - Visitors approaching the exit button from 10cm: Red LED ON.

2. What's inside the box?



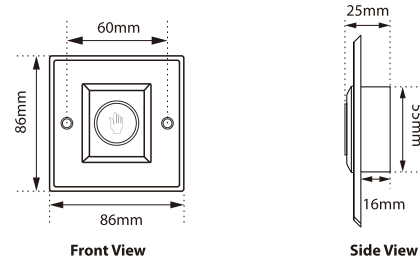
Note: TLEB101-R and TLEB102-R use the same type of screws.

3. Specifications

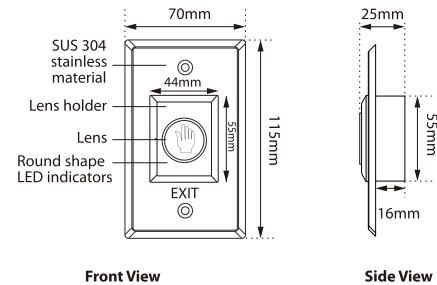
Contact rating	3A/AC120V, DC30V
Input volt	DC 12V
Working temperature	-10°C to 55°C
MCBF	100,000
Main material	Durable stainless steel plate
Dimensions (W*H*D)	86*86*25mm (TLEB101-R) 70*115*25mm (TLEB102-R)
Gross weight	0.15kg

4. Appearance & Dimensions

TLEB101-R:

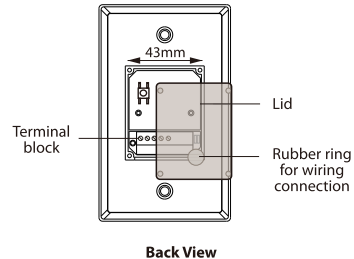


TLEB102-R:



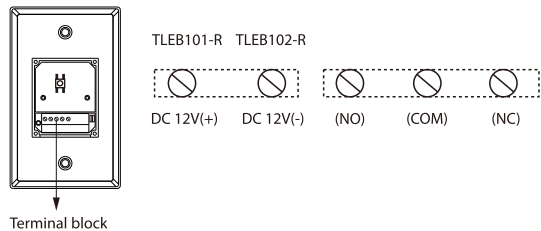
Front View

Side View

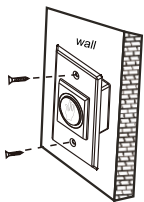


Back View

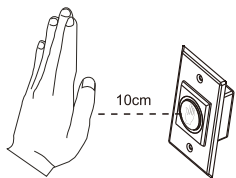
5. Wiring Connection



6. Installation

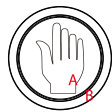


7. Sensing Range

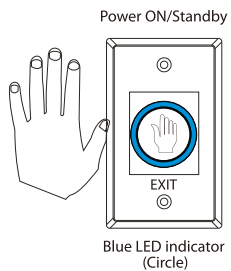


- 4 -

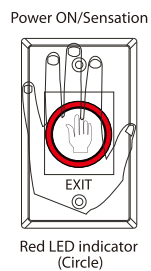

8. LED Indicators



A: Black plastic Lens
B: Round shape LED indicator

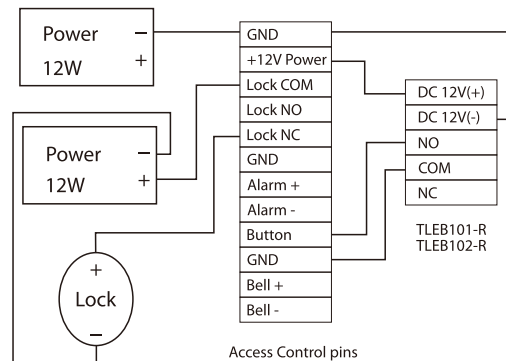


- 5 -



9. Wiring Diagram

The following wiring diagram shows how to connect the touchless exit button to an access control device.



- 6 -

ZKTeco Industrial Park, No. 32, Industrial Road,
Tangxia Town, Dongguan, China.

Phone : +86 769 - 82109991

Fax : +86 755 - 89602394

www.zkteco.com



Copyright © 2021 ZKTECO CO., LTD. All Rights Reserved.