



iClock660

Fingerprint Time & Attendance Terminal

iClock 660 is an innovative biometric fingerprint time & attendance terminal offering unparalleled performance using an advanced algorithm for reliability, precise, and excellent matching speed. The iClock660 features the fastest commercial-based fingerprint matching algorithm and ZK high performance, high image quality optical fingerprint sensor.

The 3.5" TFT can display more information vividly including user photo, fingerprint image quality, and verification result, etc. Eight function keys are the shortcuts to change the attendance status, work code or to browse the short message and can be defined as required. TCP/IP communication is standard and makes sure the data transmission between terminal and PC can be easily done within several seconds. The camera can capture the image of the user.

Features

Remarkable User Experience

- Intuitive and stunning UI designed with the most popular and internationalized factor.
- Interface operation adopts modularized hierarchical design. Simpler, Better and More logical.
- Faster matching speed: Less than 1 second.

Enhanced Features and Performance

- User validity settings.
- Data backup and retrieval.
- Advanced User ID consisting of letters and numbers.

- Chip encryption for firmware protection
- More flexible menu configuration: double line text display
- External printer for attendance records output (Optional).
- Optional integrated Wi-Fi/GPRS.
- Relay contacts for alarm, bell, lock, exit, switch, etc.

Excellent Expandability

- Easy to extend functions and customize customers demand.

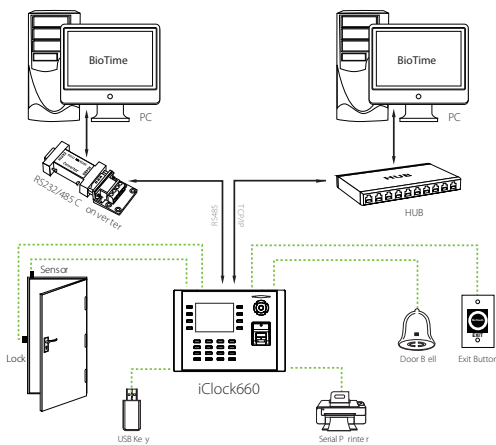
Access Control Interfaces

- For Wiegand-in, Wiegand-out, door lock connection, alarm, and bell.

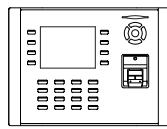
Specifications

Fingerprint Capacity	8,000
ID Card Capacity	10,000 (Optional)
Record Capacity	200,000
Display	3.5-inch Screen
Communication	RS232/485, TCP/IP, USB-host
Standard Functions	Workcode, SMS, DST, Scheduled-bell, Self-Service Query, Automatic Status Switch, T9 Input, photo-ID, 9 digit user ID, and Anti-passback, ADMS
Access Control Interface for	3rd Party Electric Lock, Door Sensor, Exit Button, Alarm, Door Bell
Wiegand Signal	Input & Output
Optional Functions	ID/Mifare/HID, Webserver, Wi-Fi, 3G and GPRS
Software	BioTime
Power Supply	DC 12V 1.5A (DC12 3A with GPRS, 3G)
Verification Speed	≤1 sec
Operating Temp.	0°C - 45°C
Operating Humidity	20% - 80%
Dimension	205.6×150×41.6 mm (Length×Width×Thickness)
Gross Weight	1.40 kg

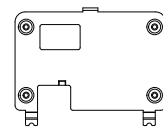
Configuration



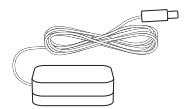
What's in the Box



iClock660




Back Plate



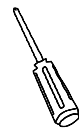
Power Adapter



Lines for Access Control Interface



Mounting Paper



Star-shape Screw Driver



ZKTeco Middle East
E-mail: zk_me@zkteco.com
www.zkteco.me

